













Viking Sewing Center

1232 Lincoln Avenue • San Jose • 408/ 298-5696
Please call our San Jose store for more information.

<p>GENERAL SEWING</p>	<p><i>Please note that the classes on this list may not be scheduled on the current calendar of events. If you see a class that is not currently scheduled, call our San Jose store to be put on our To Be Held List. We will call you when it is scheduled.</i></p>
<p>AdultSew</p>	<p><i>Please:</i></p> <ul style="list-style-type: none"> • Check the calendar for specific projects, times and fees • Not all classes are taught currently • Read class and store policy.
	<p>Adults Get Started Sewing Instructor: Ivy Orcutt <i>(Pre-requisite for Adult Sew)</i></p> <p>Learn to use a commercial pattern to determine materials requirements, lay out the pattern, and cut and mark the fabric. Learn to set-up and do basic stitching on a class sewing machine. Please note that the apron will not be sewn during this class. This class is a precursor to the AdultSew class where you will be guided in the actual sewing process. <i>Ages 16 and up.</i></p> <ul style="list-style-type: none"> • Patterns, basic sewing supplies and fabrics are not included in fee. And are to be purchased separately. • A 10% discount is given on notions, books, patterns, and accessories used in class when purchased from Viking Sewing center. Must have supply list and be registered for a class at time of purchase. • Patterns will be given to student during first class.
	<p>AdultSew & Beyond Basics (Is included on calendar as AdultSew) Instructor: Ivy Orcutt</p> <p>Beginning/Continuing Sewers— Students will learn the sewing techniques required to construct a project from a commercial pattern. New sewers will complete the apron started in the Get Started Sewing class. Continuing students will work on a project of their choice. <i>Pre-requisite: Get Started Sewing class or equivalent.</i></p>
	<p>Sewing Techniques 101</p> <p>Beyond Basics. Learn a variety of sewing techniques: topstitched and blind hems, centered, lapped, and invisible zipper installations, and basic alterations for existing garments. Students must have completed at least one session (3 lessons) of Adult Sew class or can set-up and operate their sewing machine independently.</p> <p>Instructor: Ivy Orcutt</p>
	<p>Sewing Techniques: Shirts</p> <p>Learn shirt/blouse construction techniques: Yokes, darts, sleeves, collars, cuffs, buttonholes, and hems as you sew your own blouse/ shirt. Homework is required.</p> <p>Pre-requisites: Must have basic sewing machine skills and be able to independently cut out the fabric for your project. At least two months of AdultSew class or equivalent. Ages 16 and up</p> <p>Instructor: Ivy Orcutt</p>
	<p>Sewing Techniques: Lingerie</p> <p>Join us in class to make a lingerie top (chemise, camisole) and bottom (panties, shorts). Class will include demonstrations of techniques for: controlling slippery/stretchy lingerie fabrics during cutting and stitching; sewing seams that don't break or wiggle, attaching lace and elastics, and hemming raw edges.</p> <p>Instructor: Ivy Orcutt</p>
<p>Sewing Machines and Sergers Basics</p>	<p>Didn't get lessons with your machine?</p> <p>We offer one-on-one instructions if you need to learn the basics of your sewing machine or serger. Call our San Jose store: 408.298.5696 for fee information and requirements.</p> <p>We know that there is a need for one-on-one lessons for the sewer. We have teachers that can help. Please feel free to call or email us.</p>
<p>Love to Sew? Love to Quilt?</p>	<p>We are currently looking for people to teach sewing classes. So if you are interested please email us at: sewviking@sbcglobal.net</p> <p>Ideas on what to teach: Simple and fast projects—gifts: Learn to Quilt; Quilt projects; Heirloom sewing; Garment fitting; Serger projects; Sewing for children. . . And more.</p>






Viking Sewing Center

1232 Lincoln Avenue • San Jose • 408/ 298-5696
Please call our San Jose store for more information.

<p>PROJECTS</p>	
	<p>Fabric Boxes Join us to make a beautiful fabric box for that special Mother's Day gift or for storing a variety of items. Learn to make this box and coordinating lid from fabric, stiff interfacing and some decorative thread. We will make a teabag storage/serving box in class and students will learn how to make modifications to create boxes of different sizes and shapes. Students must have basic sewing machine skills. Instructor: Ivy Orcutt</p>
	<p>Fabric Bowl Beauties Need a quick gift? Need to brighten up your tabletop? Learn how to make a fun, fast, and easy fabric bowl using fabric, stiff fusible interfacing, and some decorative thread. We will make a small-sized bowl in class and students will learn how to make modifications to create bowls of different sizes and shapes. Students must have basic sewing machine skills. Instructor: Ivy Orcutt</p>
	<p>Litta Bitta Oven Mitt class We will use a litta bitta (little bit of) machine sewing, appliqué, and quilting to make this easy oven mitt. These mitts make great gifts: Mother's Day, Father's Day (think BBQ), bridal showers, and birthdays. You get to choose fabrics to match your kitchen décor, go wild and use lots of bright colors, or use fabrics from your stash. If you have done appliqué and quilting before, here is a chance to experiment with your machine's appliqué and quilting stitches. Basic sewing skills required. Instructor: Ivy Orcutt</p>
<p>QUILTING</p>	
	<p>Free-Motion Stitching Techniques Learn how to do free-motion stitching for decorative stitching, thread painting or quilting on your Husqvarna Viking sewing machine. Class will cover specific machine set-up techniques including stitch selection, presser foot installation, tension and pivot height settings, free-motion mode selection, and needle and thread selection. Students will practice free-motion stitching on fabric and thread samples of their choice. Students must have basic sewing machine skills. Instructor: Ivy Orcutt</p>
<p>KidSew</p>	<p>Please call our San Jose store for more information about our classes. Phone: 408.298.5696</p>
	<p>Kids Sewing Machine Basics Grades 4-10 Learn how to use our class sewing machine to do basic stitching including making seams, pivoting, topstitching, and overcasting. (This class is a pre-requisite for the Kids Sew classes) Instructor: Ivy Orcutt</p>
<p>To see project visit our San Jose store. Call for project info.</p>	<p>KidsSew Grades 4—10 Beginning/Continuing Young Sewers— Students will learn the sewing techniques needed to construct a project appropriate for their skill level. First time sewers will make a project like a pillow or tote bag. Continuing students may choose more complicated projects such as shorts, pajama pants, shirts, and stuffed animals. Pre-requisite: Kids Sewing Machine Basics Instructor: Ivy Orcutt</p>
	<p>T-Shirt Makeover Workshop 14 years old and in 9th-12th grades Reuse, Remake, Recycle those plain old T-shirts into great new fashions where you are the designer. This workshop will cover various methods to cut-up, combine, and rework your T-shirts into high-fashion designs. These redesigned T's make great gifts. Basic sewing machine skills required. Instructor: Ivy Orcutt</p>
	<p>Mom 'N Me Sewing Workshop Learn to sew in a fun and exciting workshop designed especially for a mom and daughter, aunt and niece or grandma and granddaughter. Make matching nightshirts or choose different fabrics to reflect your diverse personalities! Projects for this workshop are for the girls, but ask about future classes for boys. Instructor: If you are interested in this please call to be put on our "Class Wanted" list.</p>

Viking Sewing Center

1232 Lincoln Avenue • San Jose • 408/ 298-5696
Please call our San Jose store for more information.

<p>Sew Sewcial Club</p>	<p>These classes are structured for Husqvarna Viking Sewing machines. If you have another brand and wish to take one of our Sew Sewcial classes please phone Kim Landgraf at 408.298.5696 or by email at sewviking@sbcglobal.net Fees are discounted to Viking owners that have purchased from Viking Sewing Center and qualify for the machine classes.</p>
	<p>Candlewicking Pillowcases This class focuses on Candlewicking with your Viking. Your machine must be able to program in the candlewick stitch. Our goal is to finish at least one header in class. Two white headers and pillowcase instructions are included with the fee. Fee: \$25 for Viking owners that have purchased from Viking Sewing Center and qualify for the machine classes. . \$35 for all other Viking owners. Class is limited to 10 .Pre-registration is required. Make checks payable to Viking Sewing Center Instructor: Kim Landgraf</p>
	<p>Monogramming Basics with your sewing machine. <i>Pre-requisite: Your machine must be in good working order and have a adjustable zigzag stitch. You must have completed your Machine Basics or you must know how to select and alter stitches, adjust tensions, and change needles and feet. Basic sewing is necessary for this class.</i> You won't need an embroidery machine to do these basic techniques for monogramming. You will be shown how easy it is to use fonts from your computer to make monogram patterns and then we will have fun with several different techniques. This is a technique class. Fee: \$15 for Viking owners that have purchased from Viking Sewing Center and qualify for the machine classes. \$25 for all others . Class is limited to 10 .Pre-registration is required. Make checks payable to Viking Sewing Center Instructor: Kim Landgraf</p>
	<p>Sewing Machine Appliqué Basics <i>Pre-requisite: Your machine must be in good working order and have a adjustable zigzag stitch. You must have completed your Machine Basics or you must know how to select and alter stitches, adjust tensions, and change needles and feet. Basic sewing is necessary for this class.</i> We will work on basic appliqué techniques and when you go home you will have enough knowledge to play and create. This is a technique class. Fee: \$20 for Viking owners that have purchased from Viking Sewing Center and qualify for the machine classes. \$30 for all others . Class is limited to 10 Make checks payable to Viking Sewing Center Instructor: Kim Landgraf</p>
<p>Software and Projects</p>	
	<p>4D/ 5D Cross Stitcher Software Basics The holidays quickly creep up on us so start making decorations and gifts now. Have fun with us learning to use 4D Cross Stitcher's Design Wizard and numerous design and editing functions to create a unique jack-o-lantern design. Whether they are traditional or trendy, fun or formal, the cross stitch designs that you produce from the 4D Cross Stitcher software will stitch out in a fraction of the time of handwork. Student to provide own laptop computer. For those students without we will have a large screen monitor so that you may see the entire demo (<i>no fee reduction</i>). <i>Prerequisites: Completion of the 4D Basics class. Class minimum 3, Maximum 8</i> Instructor: Ivy Orcutt</p>
<p>S.H.O.C.</p>	<p>SEW-ERS HELPING OUR COMMUNITY</p>
 <p>Quick Kids Quilts</p>  <p>Walker Bags</p>  <p>Cancer Caps</p>	<p>S.H.O.C. We believe that giving back to our community is very important.</p> <p>Since 1996 a group of dedicated sewing enthusiasts have sewn jackets, pajamas, tee-shirts, quilts, cancer caps, baby gowns for preemies, stuffed toys, walker bags and food aprons for the elderly and physically challenged.</p> <p>All materials have been donated—Now we are looking for more people to help us sew.</p> <p>Won't you help us? We meet once a month, if that day or time isn't good for you we can arrange to give you a kit to take home to sew. For more information please call our San Jose Store. 408.298.5696</p> <p>Please contact Kim if you wish to make a donation of fabric: 408.298.5696</p>
<p>Love to Sew? Love to Quilt?</p>	<p>We are currently looking for people to teach sewing classes. So if you are interested please email us at: sewviking@sbcglobal.net Ideas on what to teach: Simple and fast projects—gifts: Learn to Quilt; Quilt projects; Heirloom sewing; Garment fitting; Serger projects; Sewing for children. . . And more.</p>